

REFER TO DWG A19015-PUNCH-ZZ-XX-DR-C-0530 FOR TYPICAL CROSS SECTION FOR DISCUSSION WITH IRISH WATER.

**NOTE:**

REFER TO DRAWING A19015-PUNCH-ZZ-XX-DR-C-0530 FOR TYPICAL CROSS SECTIONS OF SERVICES TRENCH AND PLATFORM

- SERVICES LEGEND**
- EXISTING WATERMAIN
  - PROPOSED WATERMAIN (110mm OD PE100 SDR11 PIPE)
  - EXISTING FOUL SEWER
  - PROPOSED FOUL SEWER
  - PROPOSED FOUL RISING MAIN

- SURFACES LEGEND:**
- PROPOSED ROAD RESERVE AS RECEIVED
  - PROPOSED 6m WORKING PLATFORM FOR SERVICES
  - PROPOSED 1.8m WIDE SERVICES TRENCH
  - EXISTING ACCESS TRACK

**© PUNCH Consulting Engineers**  
 This drawing and any design hereon is the copyright of the Consultants and must not be reproduced without their written consent.  
 All drawings remain the property of the Consultants.  
 Figured dimension only to be taken from this drawing.  
 Consultants to be informed immediately of any discrepancies before work proceeds.



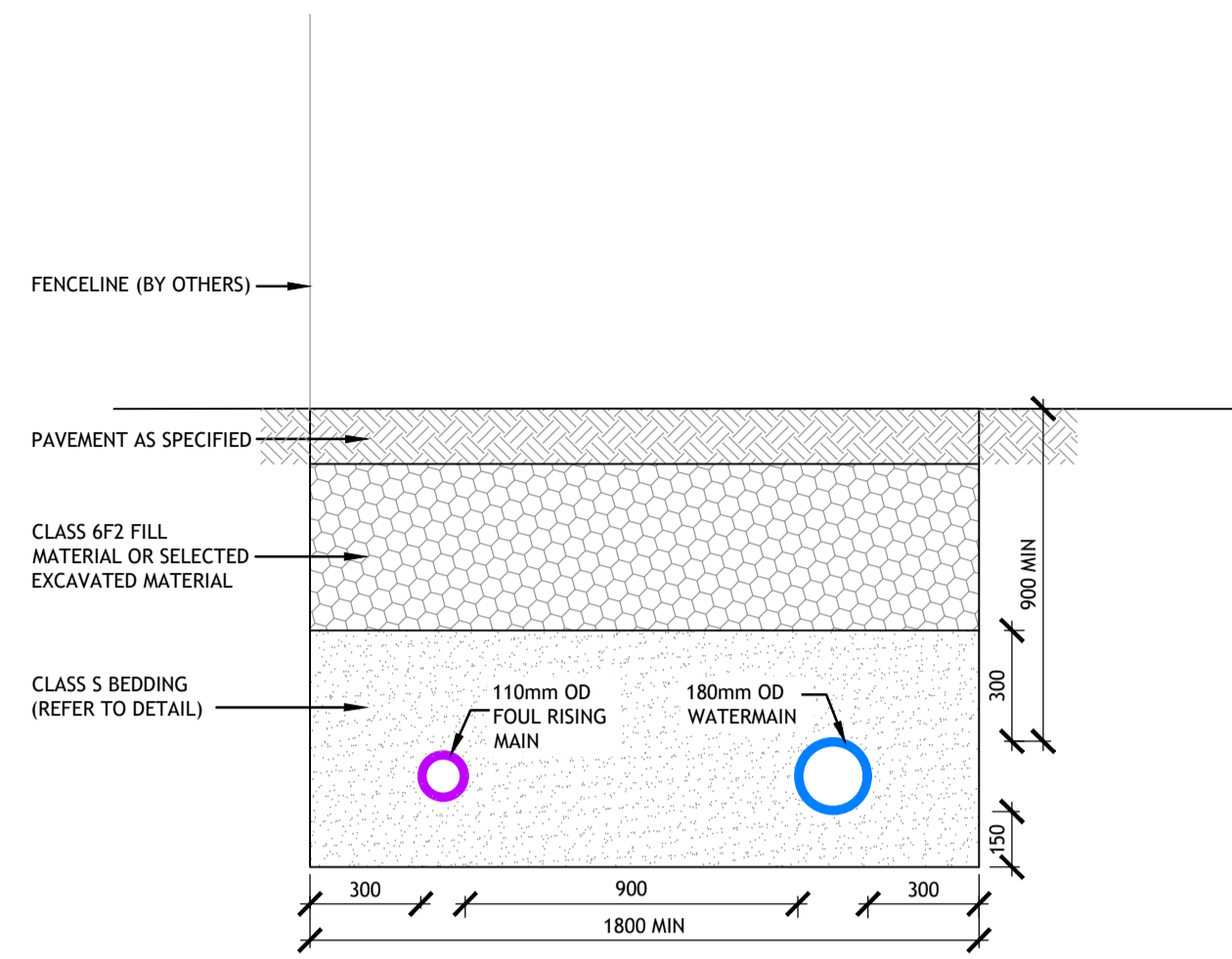
Rev	Amendment	By	Date	Rev	Amendment	By	Date	Client:



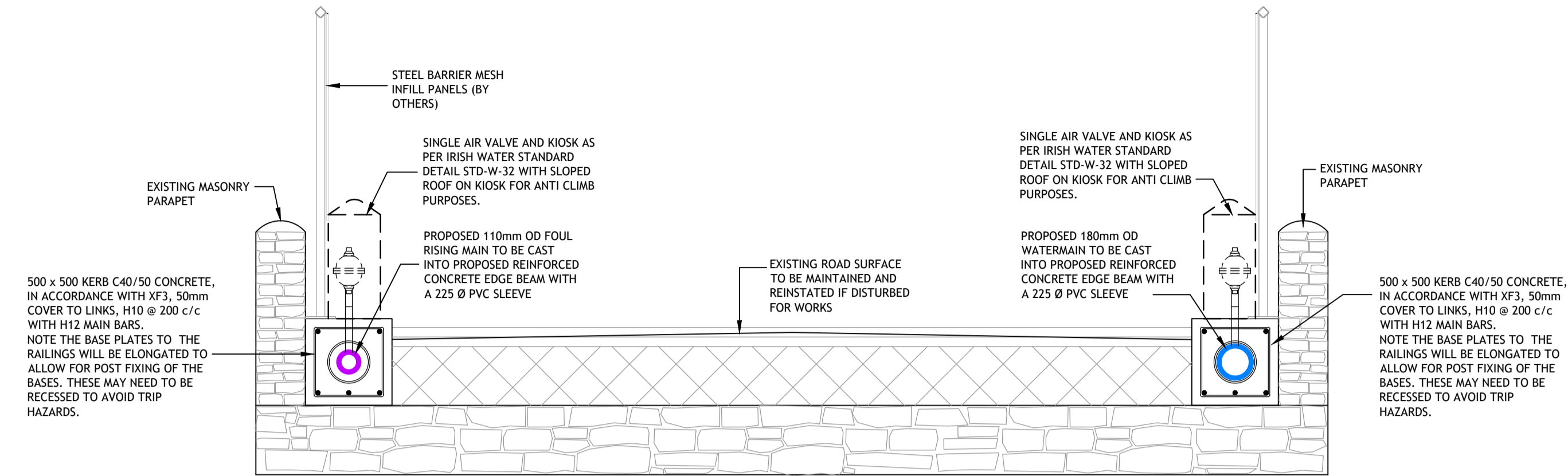
Project: ROSSLARE EUROPORT TERMINAL 7	
Title: PROPOSED WESTERN ROAD SERVICES LAYOUT SHEET 3	
Drawn: S.K.	Date drawn: Oct 2021
Technician Check: S.K.	Engineer Check: Dave Fitzpatrick
Approved: Julie Tierman	
Project No: 201311	Model Ref: A19015-PUNCH-ZZ-XX-W2-C-0307-0309
Scale @ A1: 1:500, 1:200	Document No: A19015-PUNCH-ZZ-XX-DR-C-0309
	Revision No: P02

97 Henry Street, Limerick, V94 YC2H  
 t+353 61 221 200 | w punchconsulting.com

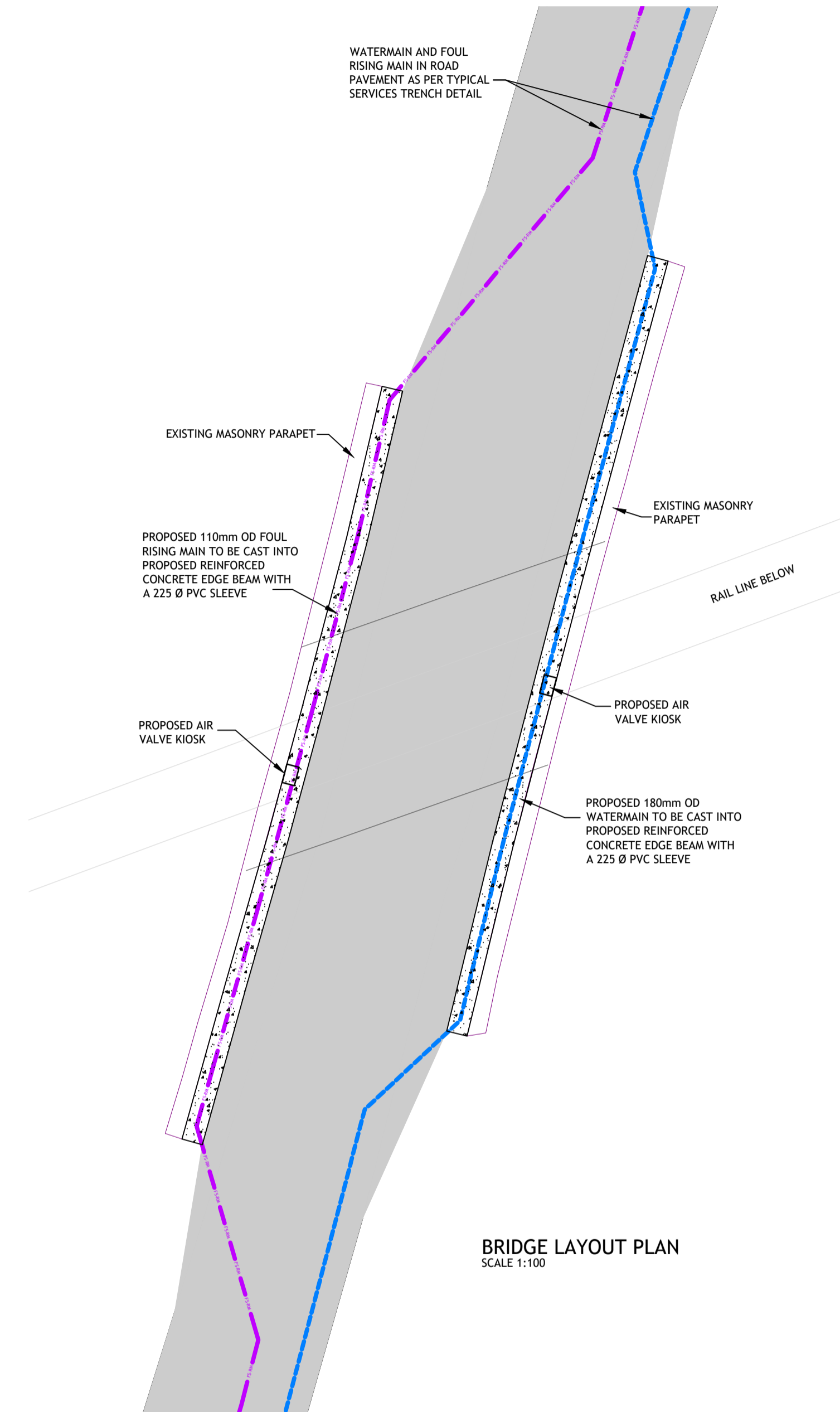




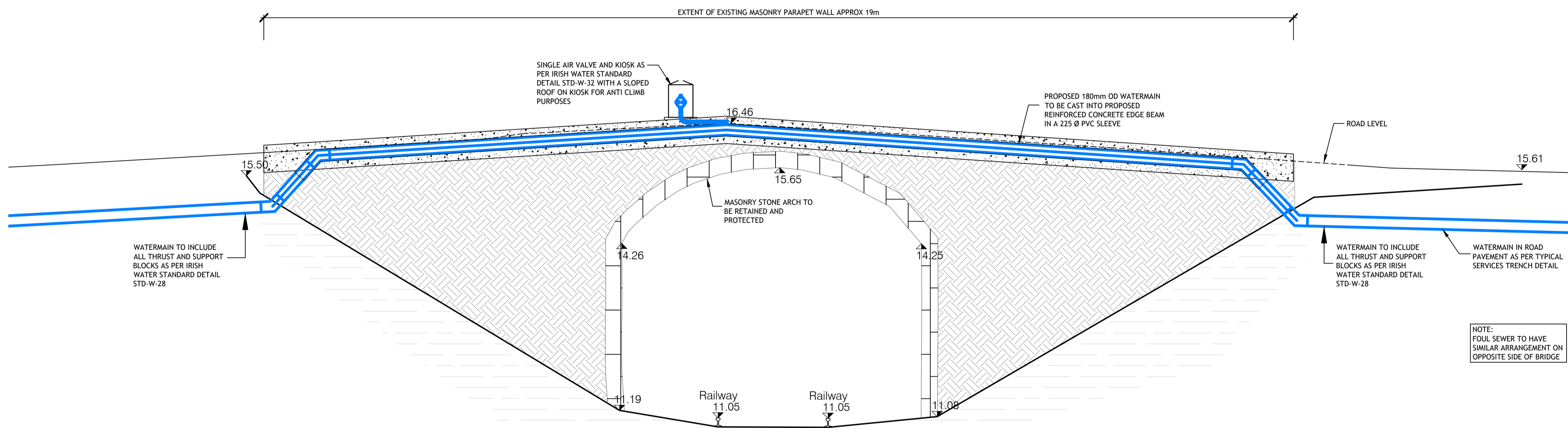
TYPICAL SERVICES TRENCH DETAIL  
SCALE 1:20



BRIDGE TYPICAL CROSS SECTION  
SCALE 1:25




BRIDGE LAYOUT PLAN  
SCALE 1:100



BRIDGE LONGITUDINAL SECTION  
SCALE 1:50

© PUNCH Consulting Engineers

This drawing and any design herein is the copyright of the Consultants and must not be reproduced without their written consent. All drawings remain the property of the Consultants. Figured dimension only to be taken from this drawing. Consultants to be informed immediately of any discrepancies before work proceeds.



Rev	Amendment	By	Date	Rev	Amendment	By	Date	Client:



Project: ROSSLARE EUROPORT TERMINAL 7			
Title: PROPOSED SERVICES CROSSING DETAILS OF EXIST. BRIDGE			
Drawn: S.K.	Date drawn: Oct 2021	Technician Check: S.K.	Engineer Check: Dave Fitzpatrick
Project No: 201311	Model Ref: A19015-PUNCH-ZZ-XX-M2-C-0530	Drawing Status: S3	Approved: Julie Tieran
Scale @ A1: AS SHOWN	Document No: A19015-PUNCH-ZZ-XX-DR-C-0530	Revision No: P04	